

B.M RUIA GIRLS' COLLEGE

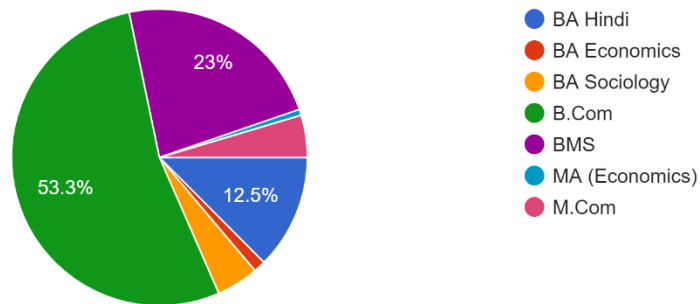
GAMDEVI

MUMBAI

STUDENT SATISFACTION SURVEY - ACADEMIC YEAR : 2023-24

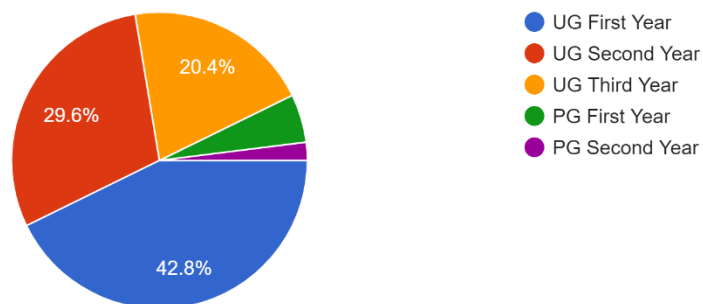
Program

152 responses



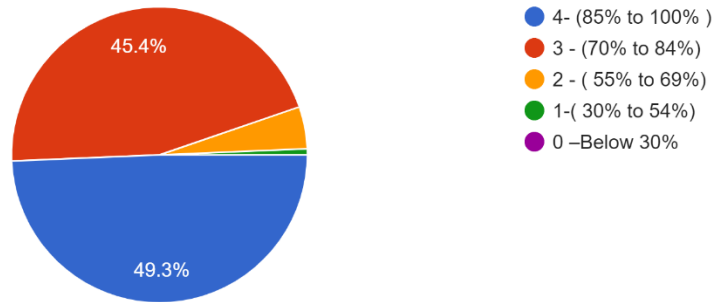
Class

152 responses



1. How much of the syllabus was covered in the class?

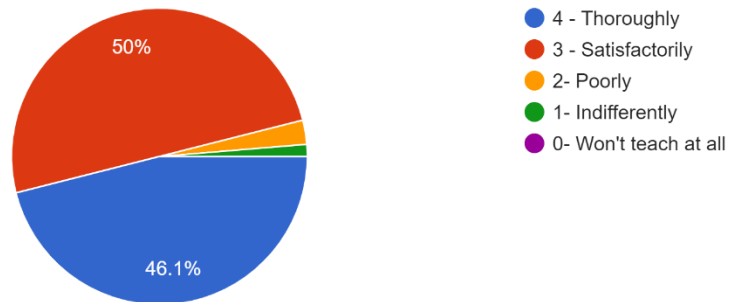
152 responses



85% to 100%	70% to 84%	55% to 69%	30% to 54%	Below 30%
49.3%	45.4%	4.6%	0.7%	nil

2. How well did the teachers prepare for the classes?

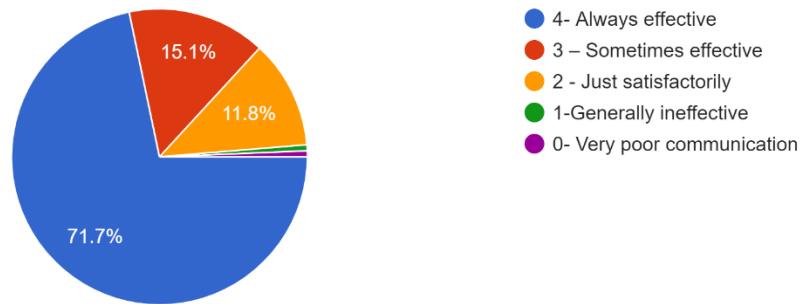
152 responses



Thoroughly	Satisfactorily	Poorly	Indifferently	Won't teach at all
46.1%	50%	2.6%	1.3%	nil

3. How well were the teachers able to communicate?

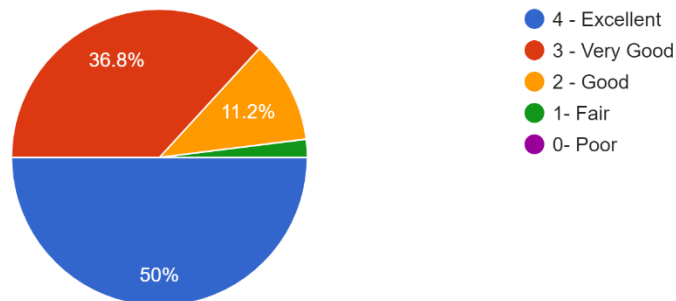
152 responses



Always effective	Sometimes effective	Just Satisfactorily	Generally ineffective	Very Poor Communication
71,7%	15.1%	11.8%	0.7%	0.7%

4. The teacher's approach to teaching can be best described as

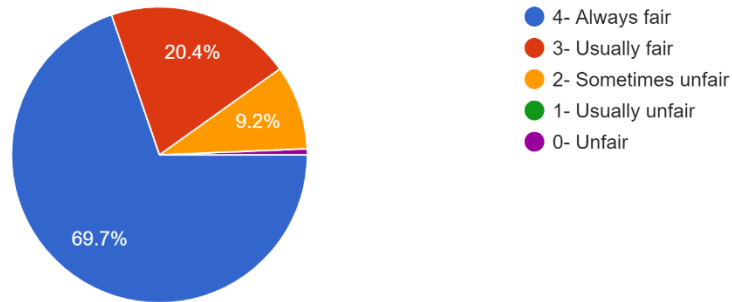
152 responses



Excellent	Very Good	Good	Fair	Poor
50%	36.8%	11.2%	2%	nil

5. Fairness of the internal evaluation by the teachers

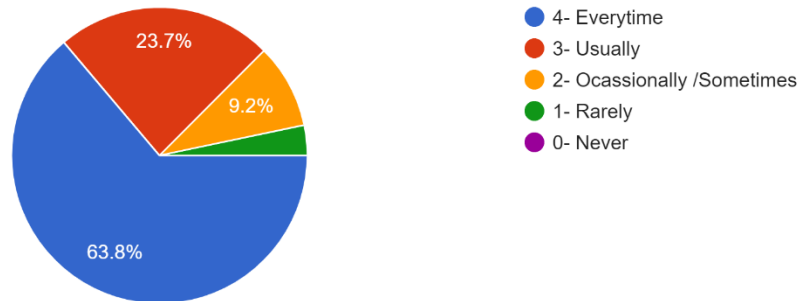
152 responses



Always Fair	Usually, Fair	Sometimes Unfair	Usually, Unfair	Unfair
69.7%	20.4%	9.2%	nil	0.7%

6. Was your performance in assignments discussed with you?

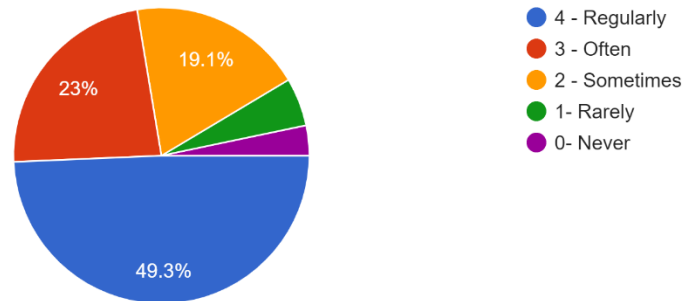
152 responses



Every time	Usually,	Occasionally / Sometimes	Rarely	Never
63.8%	23.7%	9.2%	3.3%	nil

7. The institute takes an active interest in promoting internship, student exchange, field visit opportunities for students

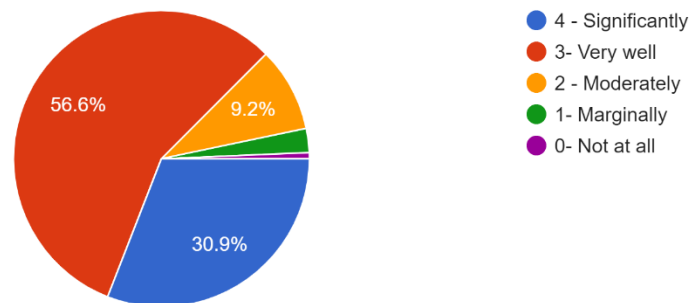
152 responses



Regularly	Often	Sometimes	Rarely	Never
49.3%	23%	19.1%	5.3%	3.3%

8. The teaching and mentoring process in your institution facilitates you in cognitive, social and emotional growth.

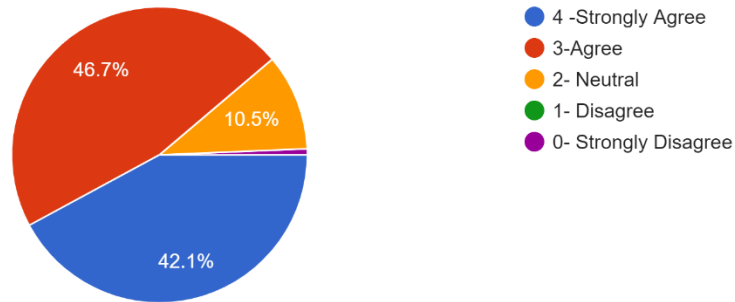
152 responses



Significantly	Very well	Moderately	Marginally	Not at all
30.9%	56.6%	9.2%	2.6%	nil

9. The institution provides multiple opportunities to learn and grow

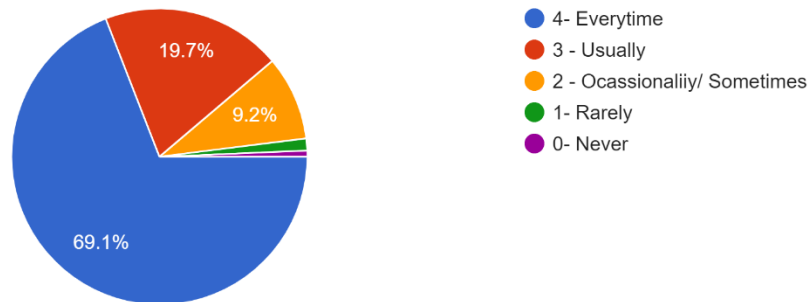
152 responses



Strongly Agree	Agree	Neutral	Disagree	Strongly Disagree
42.1%	46.7%	10.5%	nil	0.7%

10. Teachers inform you about your expected competencies, course outcomes, and program outcomes

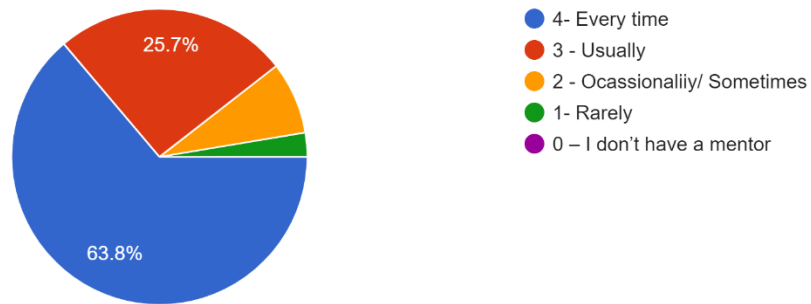
152 responses



Everytime	Usually	Occasionally /Sometimes	Rarely	Never
69.1%	19.7%	9.2%	1.3%	nil

11. Your mentor does a necessary follow-up with an assigned task to you

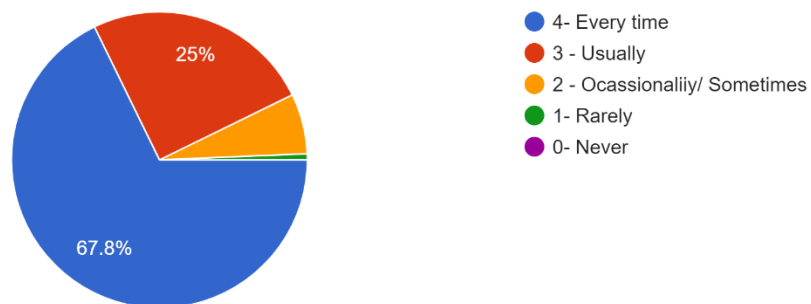
152 responses



Everytime	Usually	Occasionally /Sometimes	Rarely	I don't have a mentor
63.8%	25.7%	7.9%	2.6%	nil

12. The teachers illustrate the concepts through examples and applications

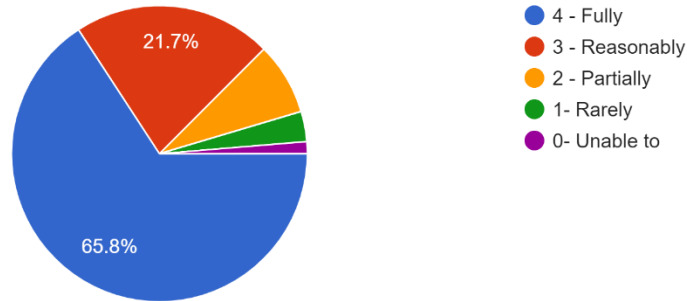
152 responses



Everytime	Usually	Occasionally /Sometimes	Rarely	Never
67.8%	25%	6.6%	0.7%	nil

13. The teachers identify your strengths and encourage you with providing the right level of challenges

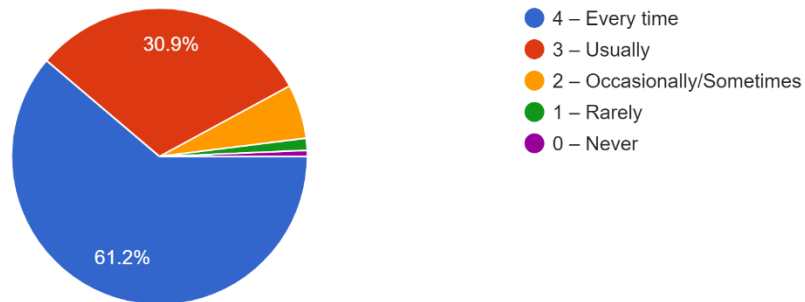
152 responses



Fully	Reasonably	Partially	Rarely	Unable to
65.8%	21.7%	7.9%	3.3%	1.3%

14. Teachers are able to identify your weaknesses and help you to overcome them.

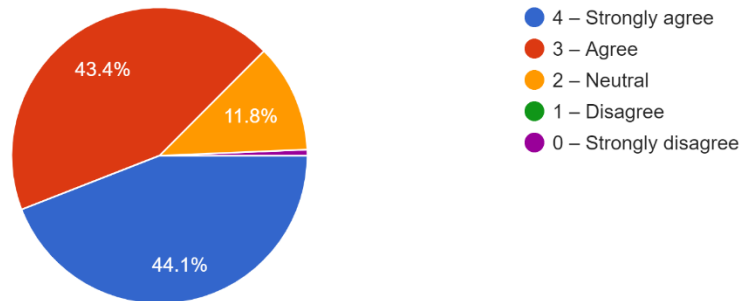
152 responses



Everytime	Usually	Occasionally /Sometimes	Rarely	Never
61.2%	30.9%	5.9%	1.3%	nil

15. The institution makes effort to engage students in the monitoring, review and continuous quality improvement of the teaching-learning process.

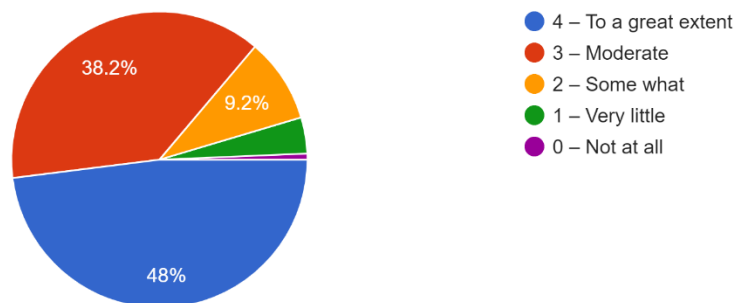
152 responses



Strongly Agree	Agree	Neutral	Disagree	Strongly Disagree
44.1%	43.4%	11.8%	nil	0.7%

16. The institute/ teachers use student-centric methods, such as experiential learning, participative learning and problem-solving methodologies for enhancing learning experiences.

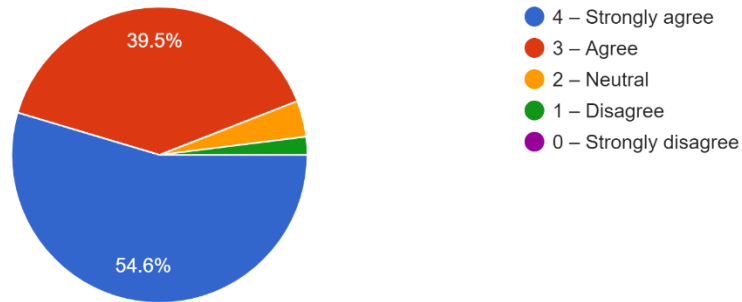
152 responses



To a great extent	Moderate	Some what	Very Little	Not at all
48%	38.2%	9.2%	3.9%	0.7%

17. Teachers encourage you to participate in extracurricular activities

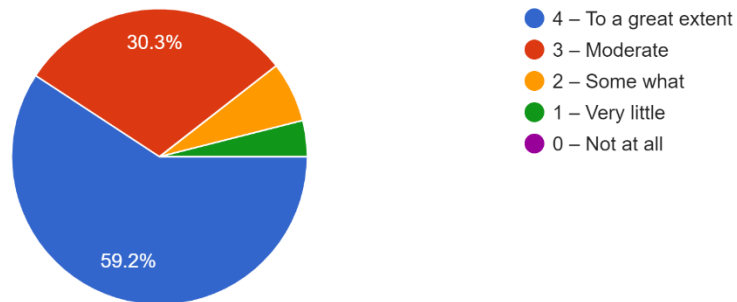
152 responses



Strongly Agree	Agree	Neutral	Disagree	Strongly Disagree
54.6%	39.5%	3.9%	2%	nil

18. Efforts are made by the institute/ teachers to inculcate soft skills, life skills, and employability skills to make you ready for the world of work.

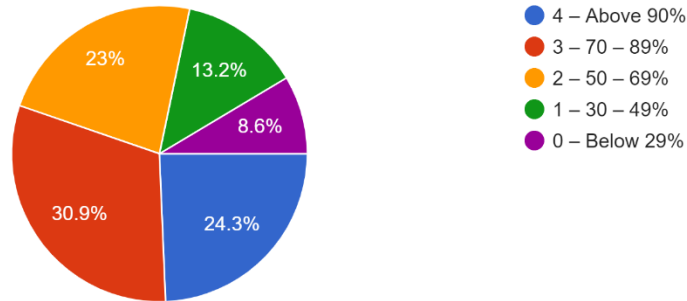
152 responses



To a great extent	Moderate	Some what	Very Little	Not at all
59.2%	30.3%	6.6%	3.9%	nil

19. What percentage of teachers use ICT tools such as LCD projector, Multimedia, etc. while teaching.

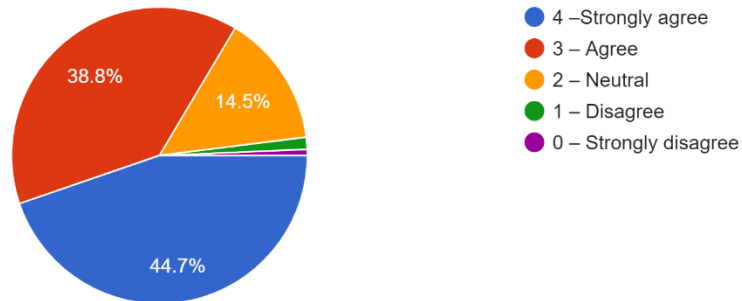
152 responses



Above 90%	70-89%	50-69%	30-49%	Below 29%
24.3%	30.9%	23%	13.2%	8.6%

20. The overall quality of the teaching-learning process in your institute is very good.

152 responses



Strongly Agree	Agree	Neutral	Disagree	Strongly Disagree
44.7%	38.8%	14.5%	1.3%	0.7%

21. Give three observation / suggestions to improve the overall teaching – learning experience in your institution.

There should be more interaction between teachers and students.

Student Engagement through better graphics and visuals

Use of technology in the classroom can be increased.