

B.M RUIA GIRLS' COLLEGE

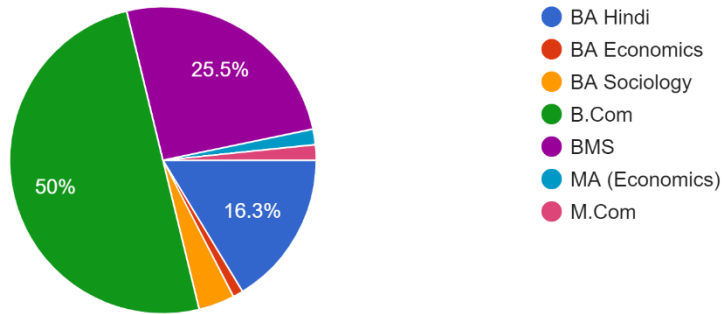
GAMDEVI

MUMBAI

STUDENT SATISFACTION SURVEY - ACADEMIC YEAR : 2022-23

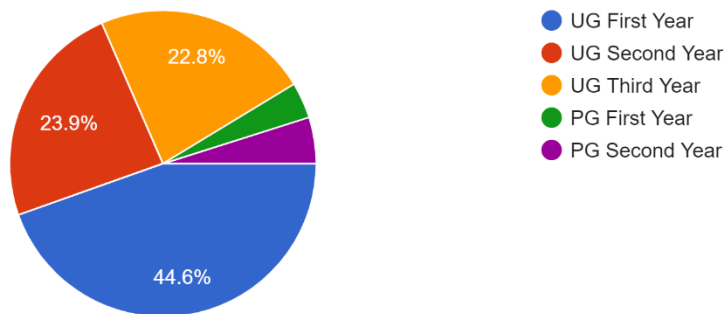
Program

184 responses



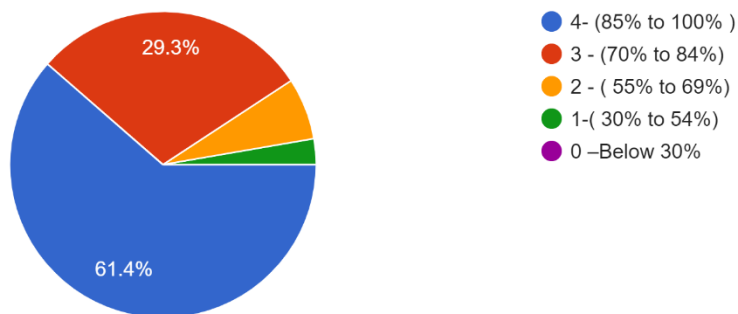
Class

184 responses



1. How much of the syllabus was covered in the class?

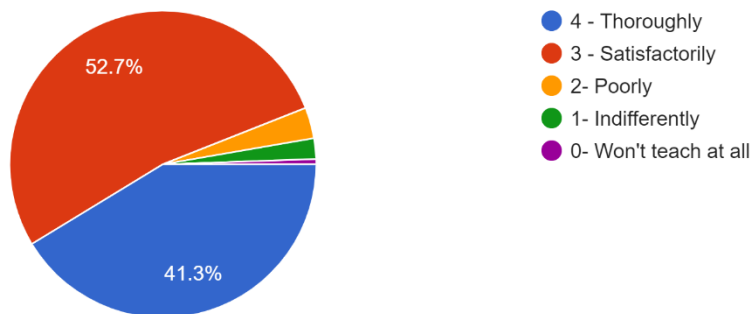
184 responses



85% to 100%	70% to 84%	55% to 69%	30% to 54%	Below 30%
61.4%	29.3%	6.5%	2.7%	Nil

2. How well did the teachers prepare for the classes?

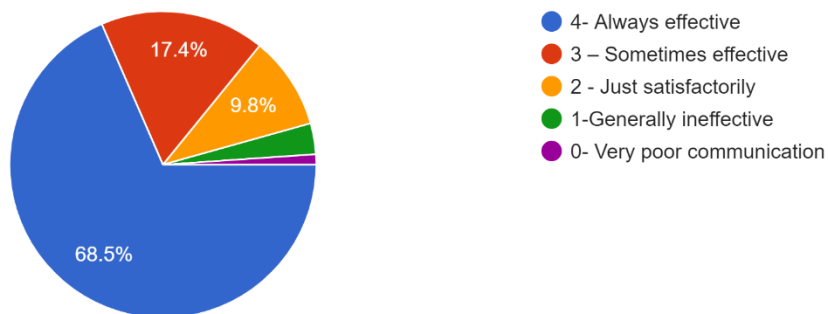
184 responses



Thoroughly	Satisfactorily	Poorly	Indifferently	Won't teach at all
41.3%	52.7%	3.3%	2.2%	0.5%

3. How well were the teachers able to communicate?

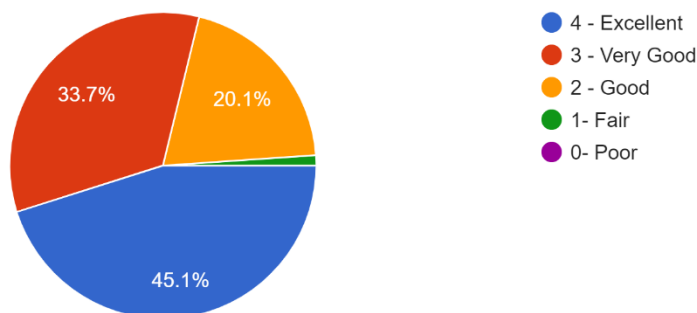
184 responses



Always effective	Sometimes effective	Just Satisfactorily	Generally ineffective	Very Poor Communication
68.5%	17.4%	9.8%	3.3%	1.1%

4. The teacher's approach to teaching can be best described as

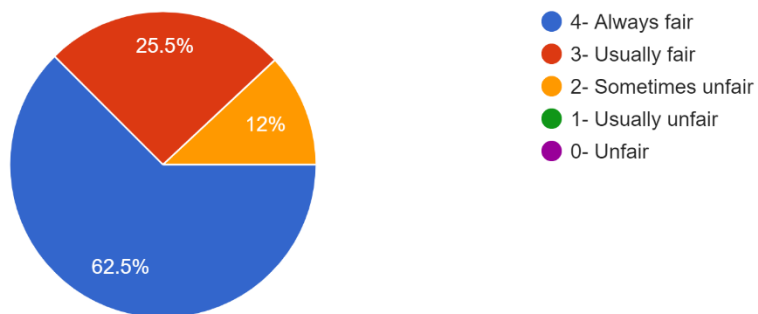
184 responses



Excellent	Very Good	Good	Fair	Poor
45.1%	33.7%	20.1%	1.1%	Nil

5. Fairness of the internal evaluation by the teachers

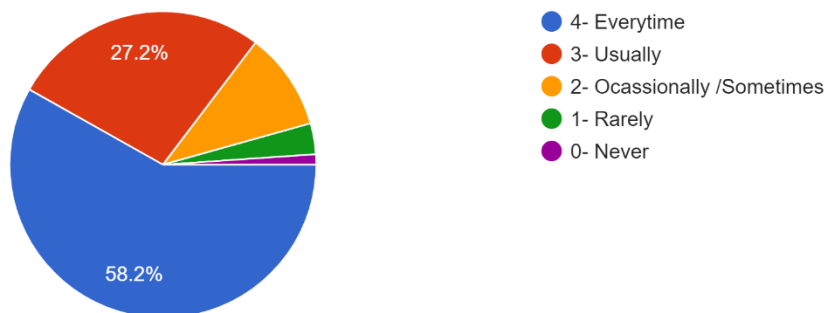
184 responses



Always Fair	Usually, Fair	Sometimes Unfair	Usually, Unfair	Unfair
62.5%	25.5%	12%	Nil	Nil

6. Was your performance in assignments discussed with you?

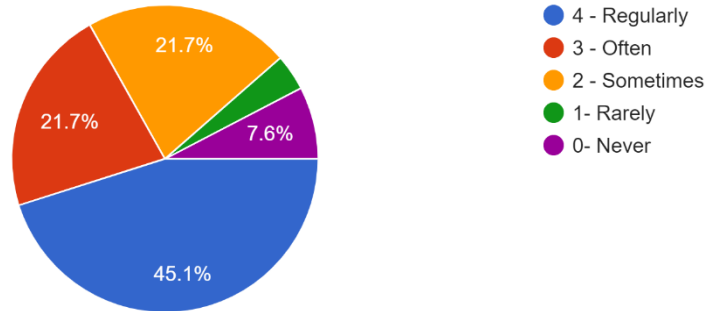
184 responses



Every time	Usually,	Occasionally / Sometimes	Rarely	Never
58.2%	27.2%	10.3%	3.3%	1.1%

7. The institute takes an active interest in promoting internship, student exchange, field visit opportunities for students

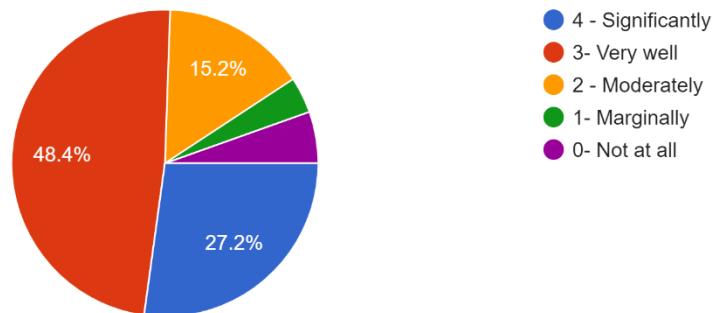
184 responses



Regularly	Often	Sometimes	Rarely	Never
45.1%	21.7%	21.7%	3.8%	7.6%

8. The teaching and mentoring process in your institution facilitates you in cognitive, social and emotional growth.

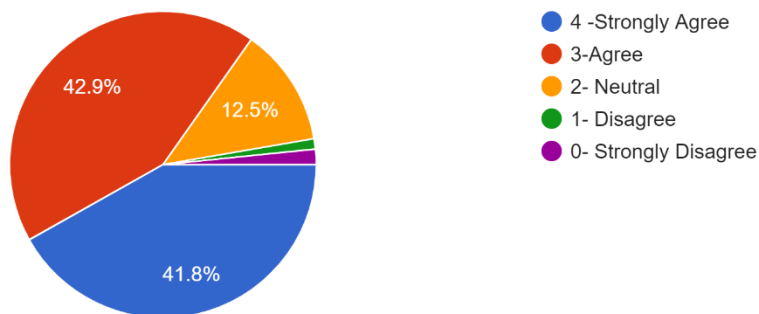
184 responses



Significantly	Very well	Moderately	Marginally	Not at all
27.2%	48.4%	15.2%	3.8%	5.4%

9. The institution provides multiple opportunities to learn and grow

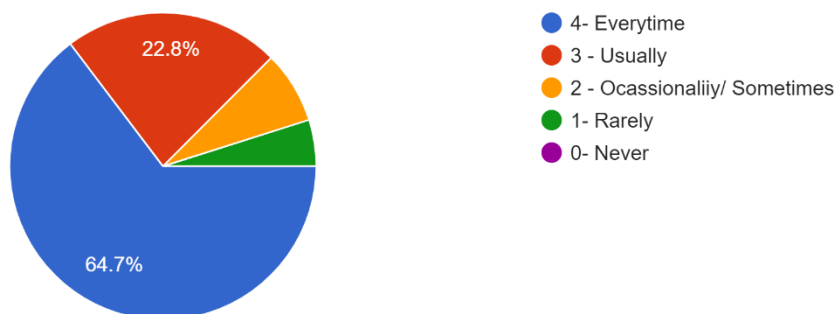
184 responses



Strongly Agree	Agree	Neutral	Disagree	Strongly Disagree
41.8%	42.9%	12.5%	1.1%	1.6%

10. Teachers inform you about your expected competencies, course outcomes, and program outcomes

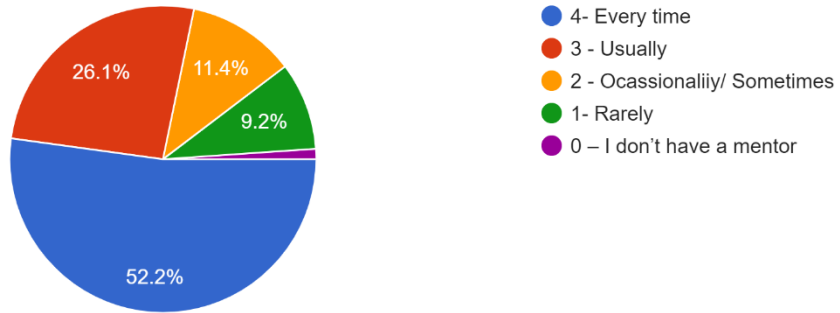
184 responses



Everytime	Usually	Occasionally /Sometimes	Rarely	Never
64.7%	22.8%	7.6%	4.9%	Nil

11. Your mentor does a necessary follow-up with an assigned task to you

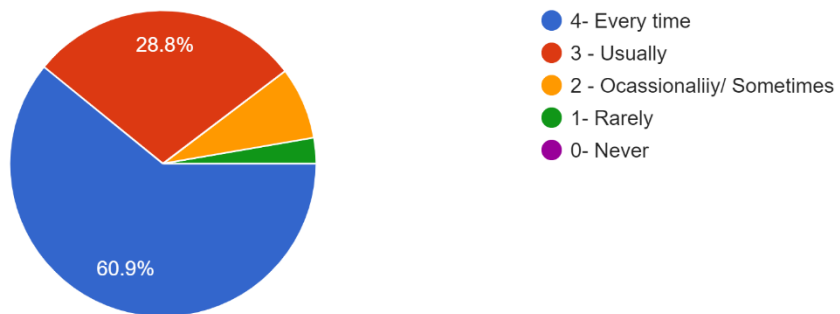
184 responses



Everytime	Usually	Occasionally /Sometimes	Rarely	I don't have a mentor
52.2%	26.1%	11.4%	9.2%	1.1%

12. The teachers illustrate the concepts through examples and applications

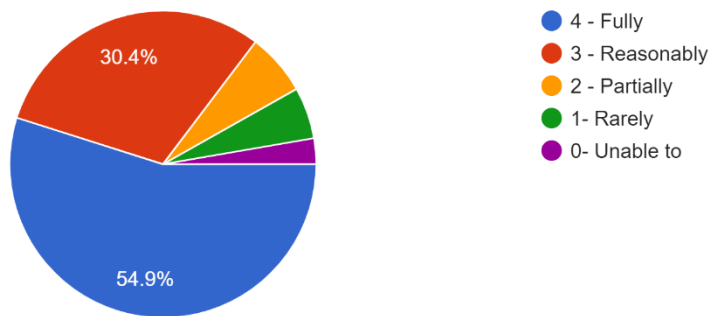
184 responses



Everytime	Usually	Occasionally /Sometimes	Rarely	Never
60.9%	28.8%	7.6%	2.7%	Nil

13. The teachers identify your strengths and encourage you with providing the right level of challenges

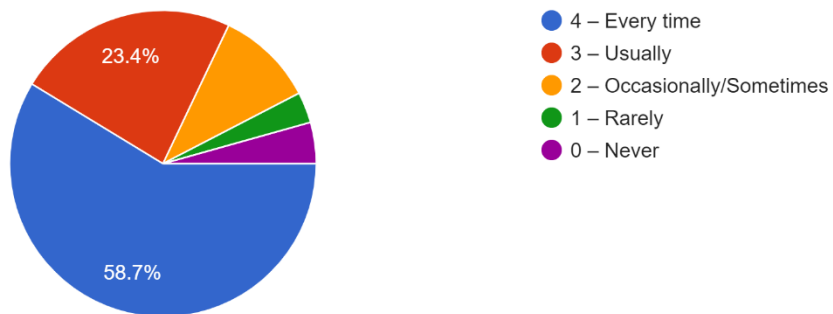
184 responses



Fully	Reasonably	Partially	Rarely	Unable to
54.9%	30.4%	6.5%	5.4%	2.7%

14. Teachers are able to identify your weaknesses and help you to overcome them.

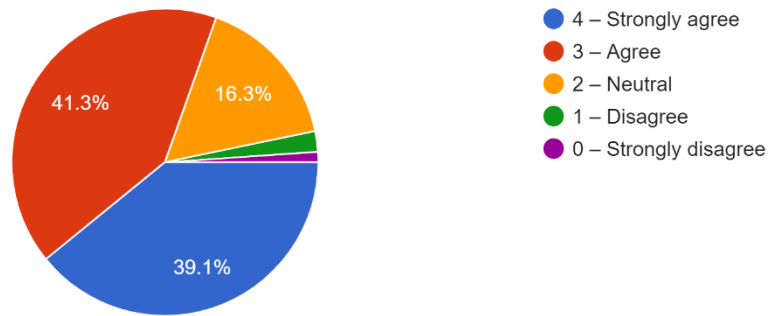
184 responses



Everytime	Usually	Occasionally /Sometimes	Rarely	Never
58.7%	23.4%	10.3%	3.3%	4.3%

15. The institution makes effort to engage students in the monitoring, review and continuous quality improvement of the teaching-learning process.

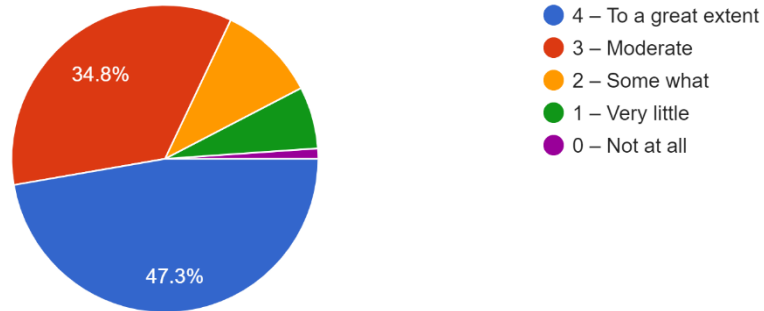
184 responses



Strongly Agree	Agree	Neutral	Disagree	Strongly Disagree
39.1%	41.3%	16.3%	2.2%	1.1%

16. The institute/ teachers use student-centric methods, such as experiential learning, participative learning and problem-solving methodologies for enhancing learning experiences.

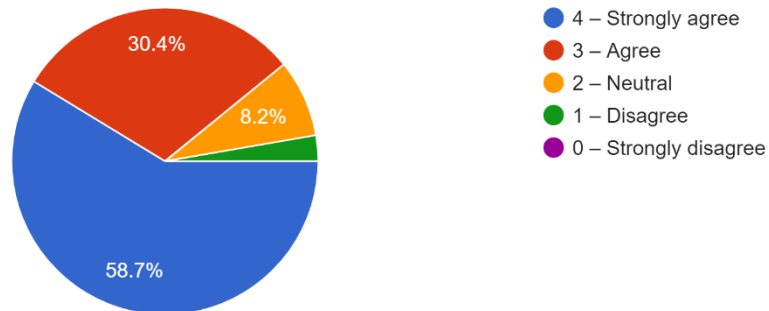
184 responses



To a great extent	Moderate	Some what	Very Little	Not at all
47.3%	34.8%	10.3%	6.5%	1.1%

17. Teachers encourage you to participate in extracurricular activities

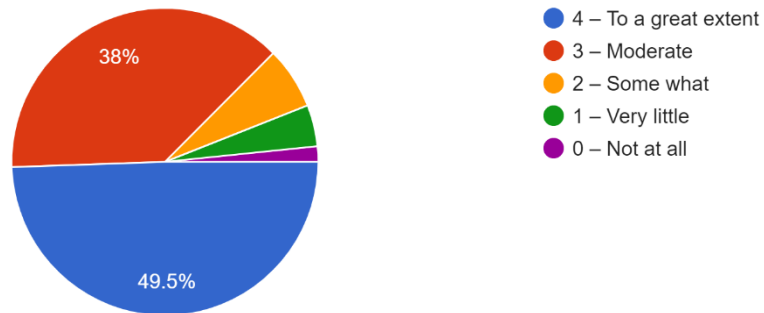
184 responses



Strongly Agree	Agree	Neutral	Disagree	Strongly Disagree
58.7%	30.4%	8.2%	2.7%	Nil

18. Efforts are made by the institute/ teachers to inculcate soft skills, life skills, and employability skills to make you ready for the world of work.

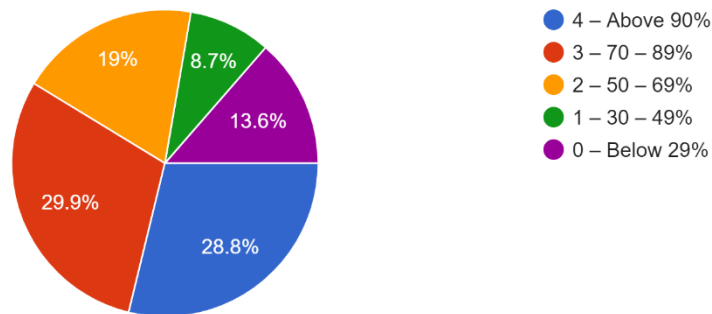
184 responses



To a great extent	Moderate	Some what	Very Little	Not at all
49.5%	38%	6.5%	4.3%	1.6%

19. What percentage of teachers use ICT tools such as LCD projector, Multimedia, etc. while teaching.

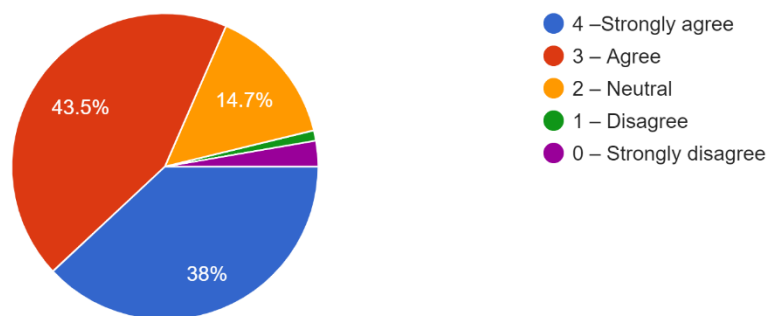
184 responses



Above 90%	70-89%	50-69%	30-49%	Below 29%
28.8%	29.9%	19%	8.7%	13.6%

20. The overall quality of the teaching-learning process in your institute is very good.

184 responses



Strongly Agree	Agree	Neutral	Disagree	Strongly Disagree
38%	43.5%	14.7%	1.1%	2.7%

21. Give three observation / suggestions to improve the overall teaching – learning experience in your institution.

- Use of ICT Tools
- Reduction in Fees
- Better Facilities