

B.M RUIA GIRLS' COLLEGE

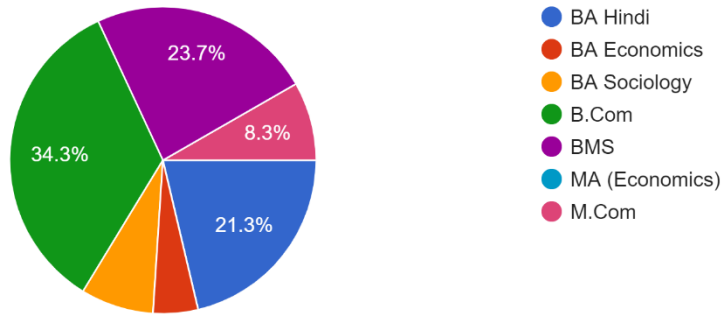
GAMDEVI

MUMBAI

STUDENT SATISFACTION SURVEY - ACADEMIC YEAR : 2021-2022

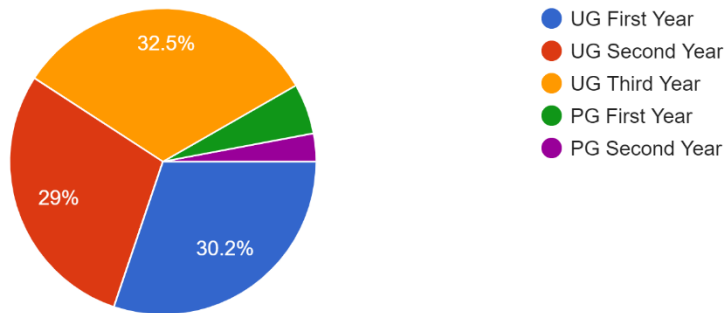
Program

169 responses



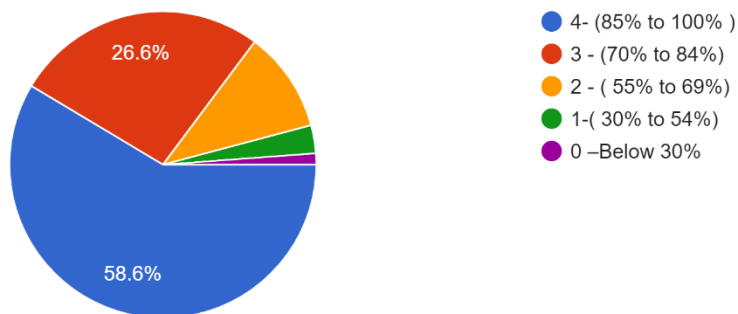
Class

169 responses



1. How much of the syllabus was covered in the class?

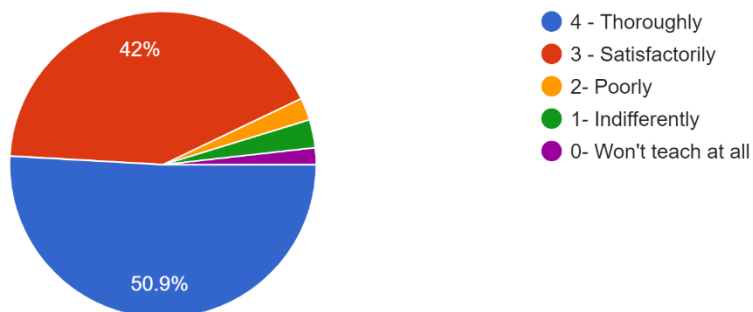
169 responses



85% to 100%	70% to 84%	55% to 69%	30% to 54%	Below 30%
58.6%	26.6%	10.7%	3%	1.2%

2. How well did the teachers prepare for the classes?

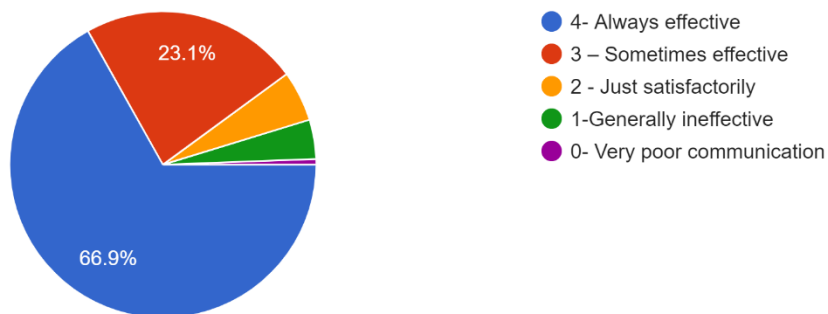
169 responses



Thoroughly	Satisfactorily	Poorly	Indifferently	Won't teach at all
50.9%	42%	2.4%	3%	1.8%

3. How well were the teachers able to communicate?

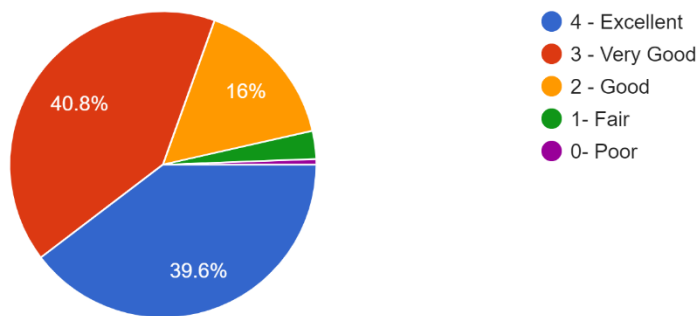
169 responses



Always effective	Sometimes effective	Just Satisfactorily	Generally ineffective	Very Poor Communication
66.9%	23.1%	5.3%	4.1%	0.6%

4. The teacher's approach to teaching can be best described as

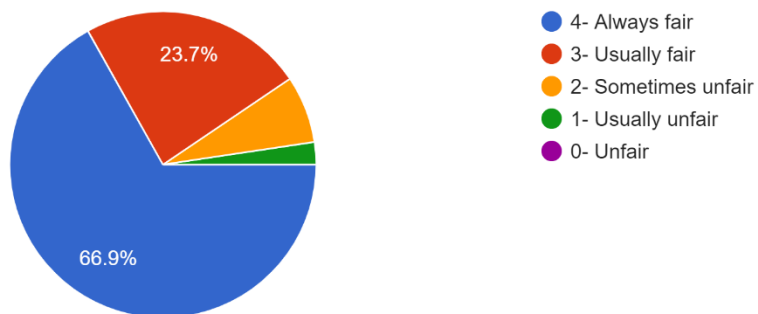
169 responses



Excellent	Very Good	Good	Fair	Poor
39.6%	40.8%	16%	3%	0.6%

5. Fairness of the internal evaluation by the teachers

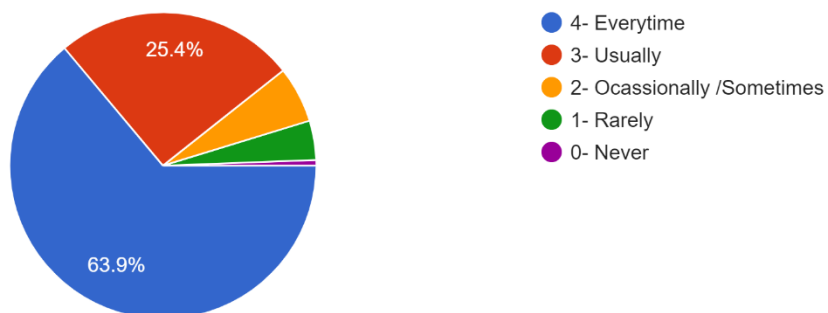
169 responses



Always Fair	Usually, Fair	Sometimes Unfair	Usually, Unfair	Unfair
66.9%	23.7%	7.1%	2.4%	Nil

6. Was your performance in assignments discussed with you?

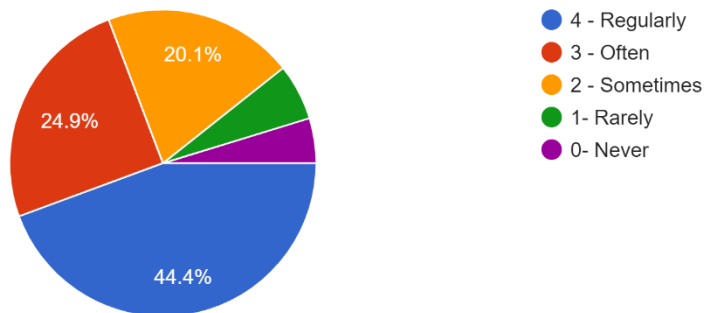
169 responses



Every time	Usually,	Occasionally /Sometimes	Rarely	Never
63.9%	25.4%	5.9%	4.1%	Nil

7. The institute takes an active interest in promoting internship, student exchange, field visit opportunities for students

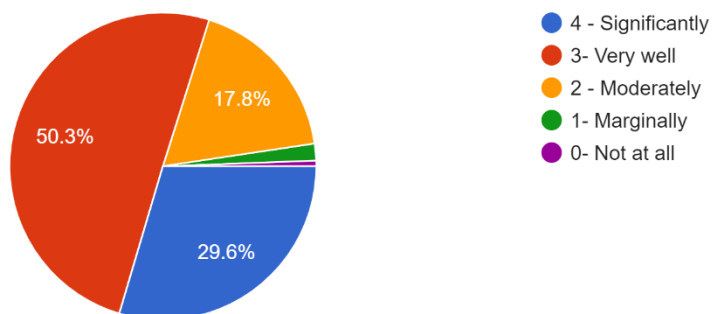
169 responses



Regularly	Often	Sometimes	Rarely	Never
44.4%	24.9%	20.1%	5.9%	Nil

8. The teaching and mentoring process in your institution facilitates you in cognitive, social and emotional growth.

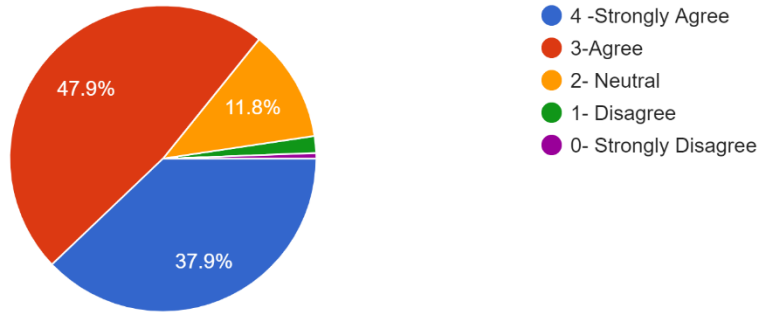
169 responses



Significantly	Very well	Moderately	Marginally	Not at all
29.6%	50.3%	17.8%	1.8%	Nil

9. The institution provides multiple opportunities to learn and grow

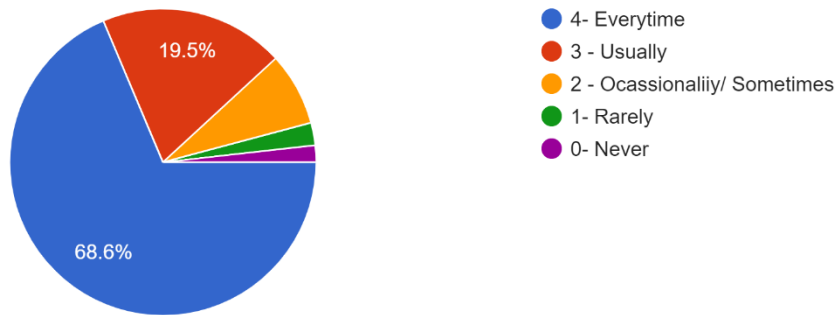
169 responses



Strongly Agree	Agree	Neutral	Disagree	Strongly Disagree
37.9%	47.9%	11.8%	1.8%	0.6%

10. Teachers inform you about your expected competencies, course outcomes, and program outcomes

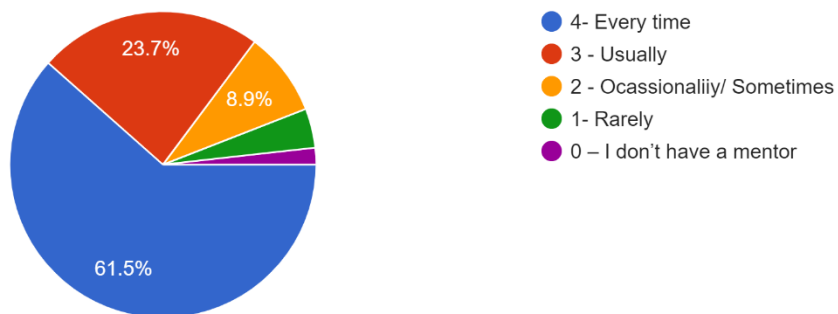
169 responses



Everytime	Usually	Occasionally /Sometimes	Rarely	Never
68.6%	19.5%	7.7%	2.4%	1.8%

11. Your mentor does a necessary follow-up with an assigned task to you

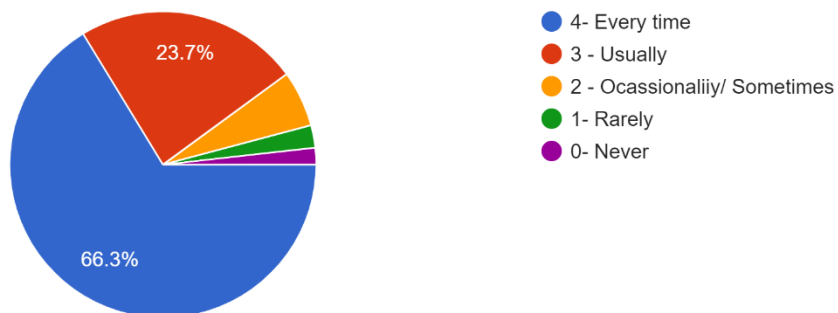
169 responses



Everytime	Usually	Occasionally /Sometimes	Rarely	I don't have a mentor
61.5%	23.7%	8.9%	4.1%	1.8%

12. The teachers illustrate the concepts through examples and applications

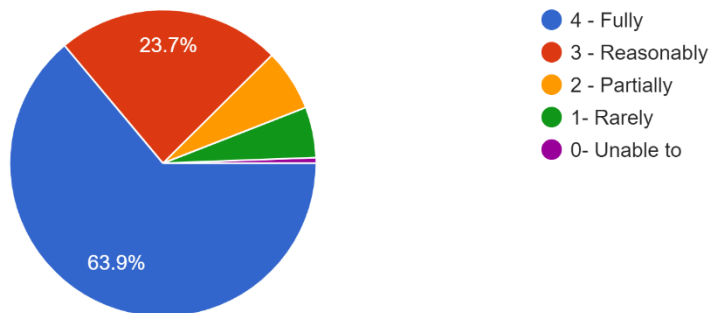
169 responses



Everytime	Usually	Occasionally /Sometimes	Rarely	Never
66.3%	23.7%	5.9%	2.4%	1.8%

13. The teachers identify your strengths and encourage you with providing the right level of challenges

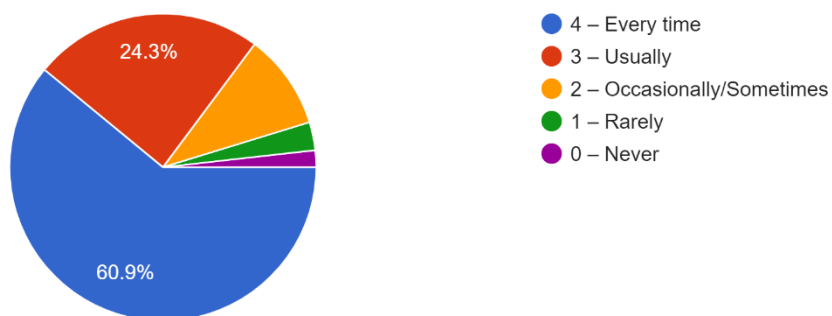
169 responses



Fully	Reasonably	Partially	Rarely	Unable to
63.9%	23.7%	6.5%	5.3%	0.6%

14. Teachers are able to identify your weaknesses and help you to overcome them.

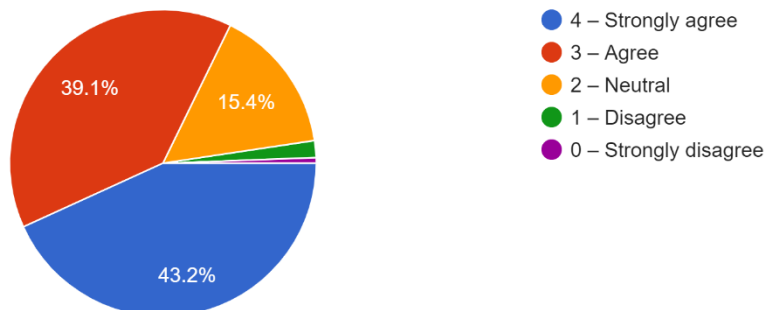
169 responses



Everytime	Usually	Occasionally /Sometimes	Rarely	Never
60.9%	24.3%	10.1%	3%	1.8%

15. The institution makes effort to engage students in the monitoring, review and continuous quality improvement of the teaching-learning process.

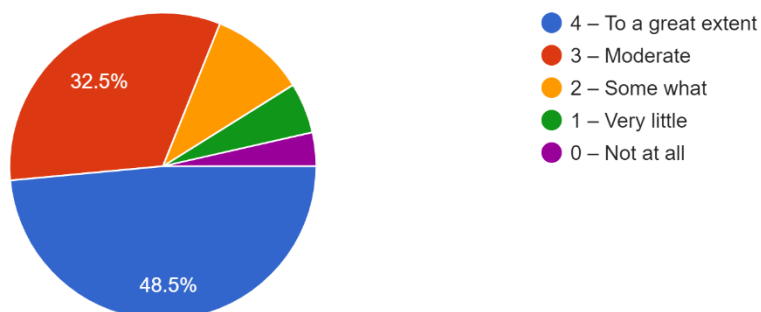
169 responses



Strongly Agree	Agree	Neutral	Disagree	Strongly Disagree
43.2%	39.1%	15.4%	1.8%	0.6%

16. The institute/ teachers use student-centric methods, such as experiential learning, participative learning and problem-solving methodologies for enhancing learning experiences.

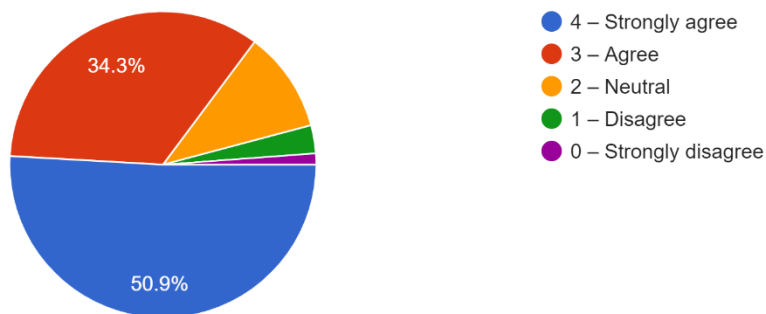
169 responses



To a great extent	Moderate	Some what	Very Little	Not at all
48.5%	32.5%	10.1%	5.3%	3.6%

17. Teachers encourage you to participate in extracurricular activities

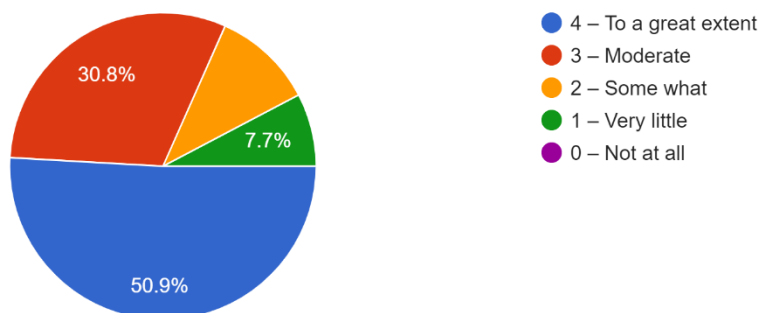
169 responses



Strongly Agree	Agree	Neutral	Disagree	Strongly Disagree
50.9%	34.3%	10.7%	3%	1.2%

18. Efforts are made by the institute/ teachers to inculcate soft skills, life skills, and employability skills to make you ready for the world of work.

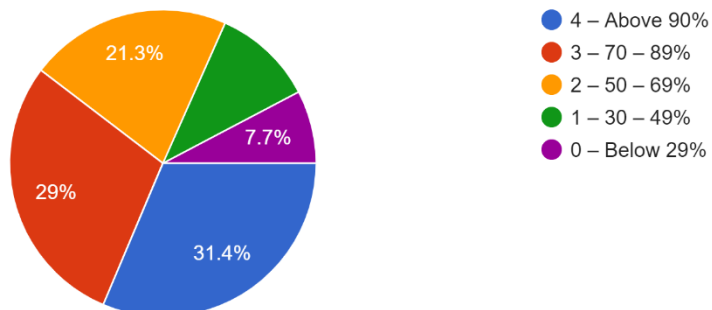
169 responses



To a great extent	Moderate	Some what	Very Little	Not at all
50.9%	30.8%	10.7%	7.7%	Nil

19. What percentage of teachers use ICT tools such as LCD projector, Multimedia, etc. while teaching.

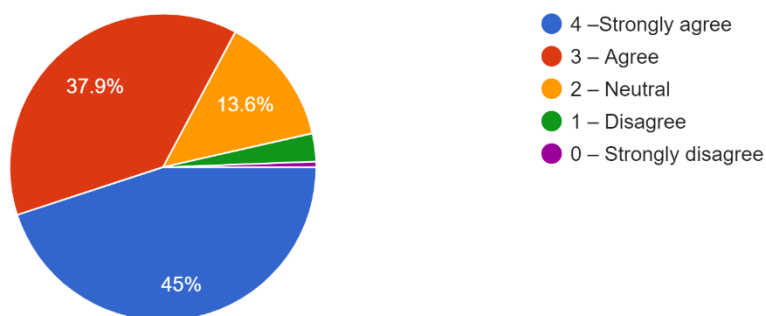
169 responses



Above 90%	70-89%	50-69%	30-49%	Below 29%
31.4%	29%	21.3%	10.7%	7.7%

20. The overall quality of the teaching-learning process in your institute is very good.

169 responses



Strongly Agree	Agree	Neutral	Disagree	Strongly Disagree
45%	37.9%	13.6%	3%	0.6%

21. Give three observation / suggestions to improve the overall teaching – learning experience in your institution.

1.College should use the projector while taking ppt and other teaching activities

2. It should provide internships for students

3. It should conduct sessions every month to generate awareness. Must provide job placement by college.

4. Use ICT tools and digital game-based learning.

5.Encourage cooperative learning.

6.Make teaching a two-way interaction.
