

B.M RUIA GIRLS' COLLEGE

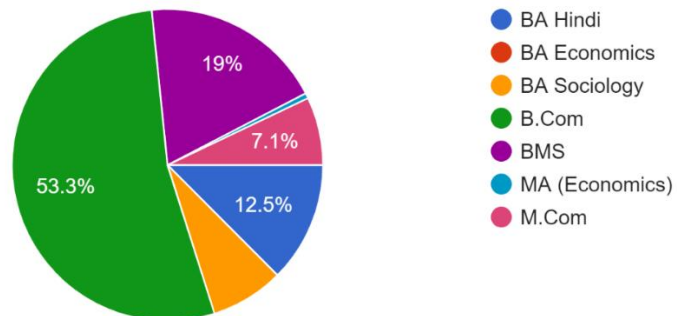
GAMDEVI

MUMBAI

STUDENT SATISFACTION SURVEY - ACADEMIC YEAR : 2020-2021

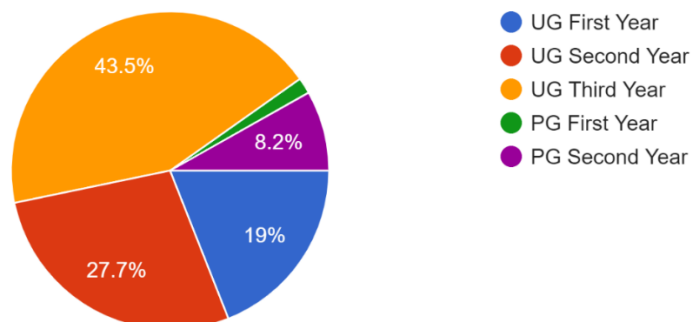
Program

184 responses



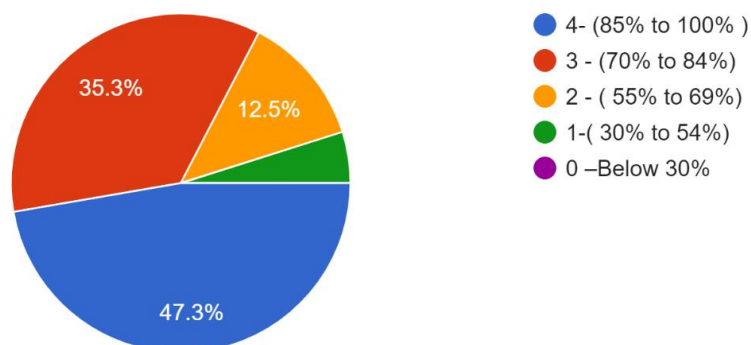
Class

184 responses



1. How much of the syllabus was covered in the class?

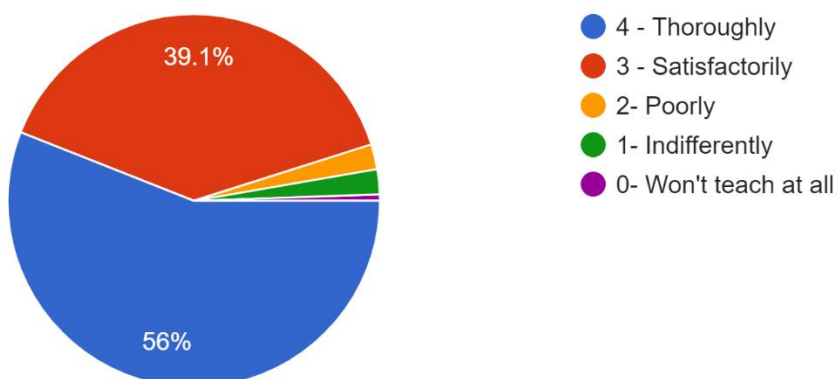
184 responses



85% to 100%	70% to 84%	55% to 69%	30% to 54%	Below 30%
47.3%	35.3%	12.5%	4.9%	NIL

2. How well did the teachers prepare for the classes?

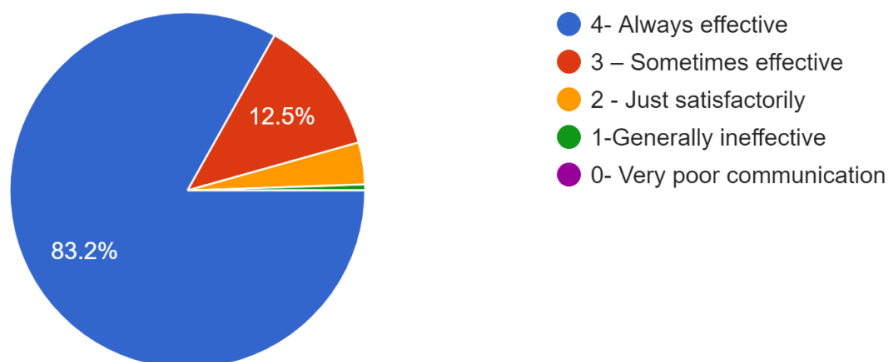
184 responses



Thoroughly	Satisfactorily	Poorly	Indifferently	Won't teach at all
56%	39.1%	2.2%	2.2%	0.5%

3. How well were the teachers able to communicate?

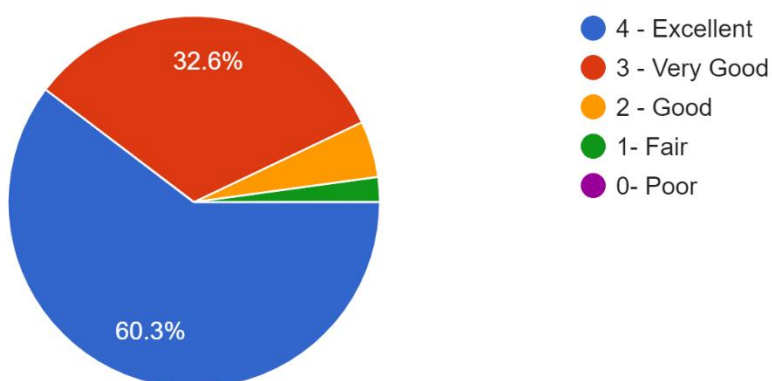
184 responses



Always effective	Sometimes effective	Just Satisfactorily	Generally ineffective	Very Poor Communication
83.2%	12.5%	3.8%	0.5%	NIL

4. The teacher's approach to teaching can be best described as

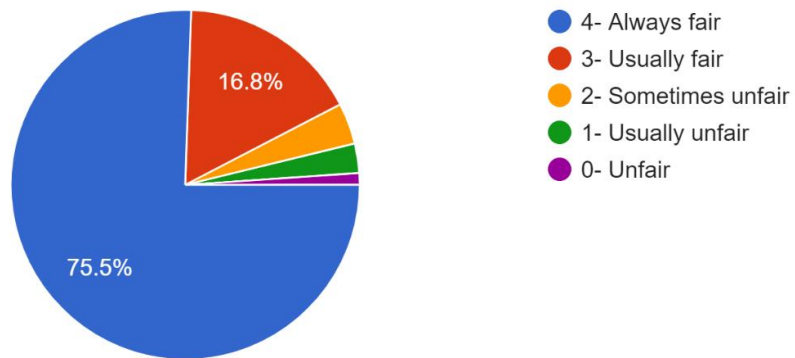
184 responses



Excellent	Very Good	Good	Fair	Poor
60.3%	32.6%	4.9%	2.2%	1.1%

5. Fairness of the internal evaluation by the teachers

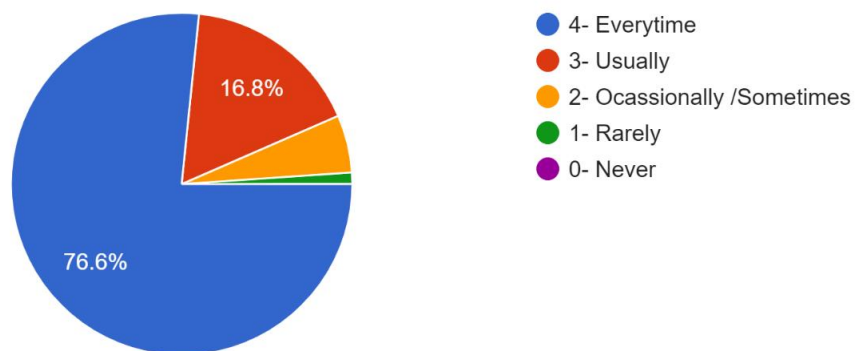
184 responses



Always Fair	Usually, Fair	Sometimes Unfair	Usually, Unfair	Unfair
75.5%	16.8%	3.8%	2.7%	1.1%

6. Was your performance in assignments discussed with you?

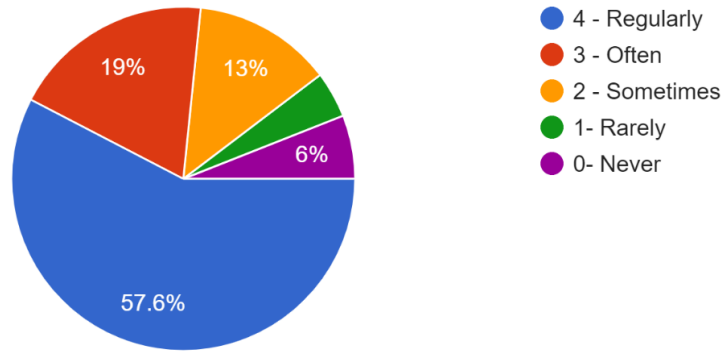
184 responses



Every time	Usually,	Occasionally /Sometimes	Rarely	Never
76.6%	16.8%	5.4%	1.1%	NIL

7. The institute takes an active interest in promoting internship, student exchange, field visit opportunities for students

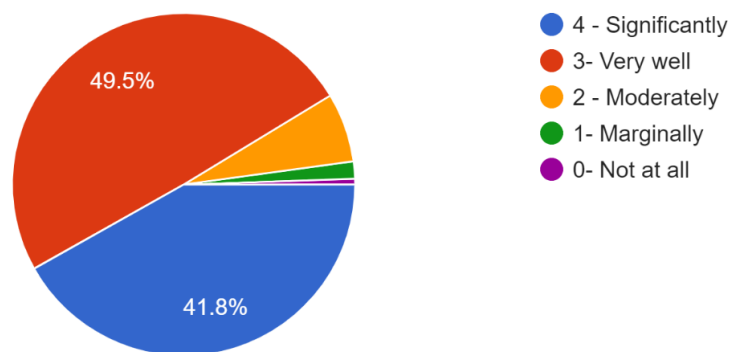
184 responses



Regularly	Often	Sometimes	Rarely	Never
57.6%	19%	13%	4.3%	6%

8. The teaching and mentoring process in your institution facilitates you in cognitive, social and emotional growth.

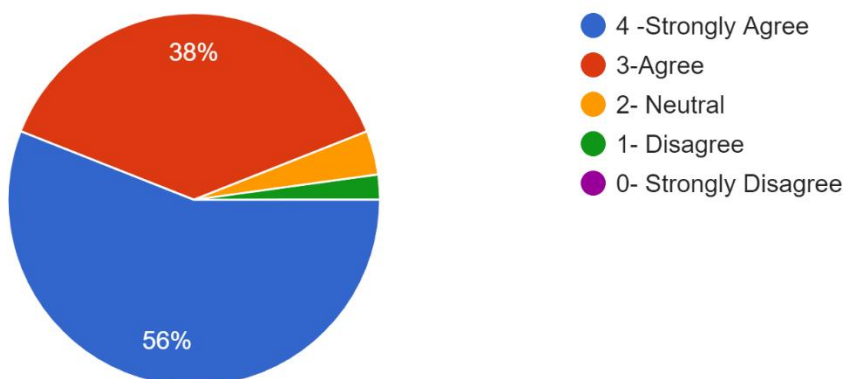
184 responses



Significantly	Very well	Moderately	Marginally	Not at all
41.8%	49.5%	6.5%	1.6%	0.5%

9. The institution provides multiple opportunities to learn and grow

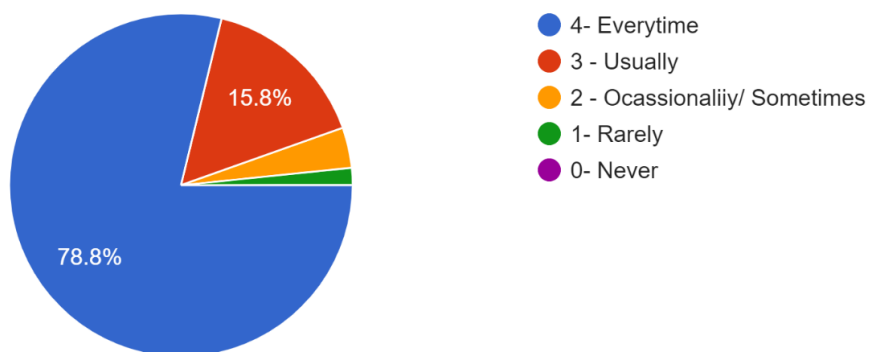
184 responses



Strongly Agree	Agree	Neutral	Disagree	Strongly Disagree
56%	38%	3.8%	2.2%	Nil

10. Teachers inform you about your expected competencies, course outcomes, and program outcomes

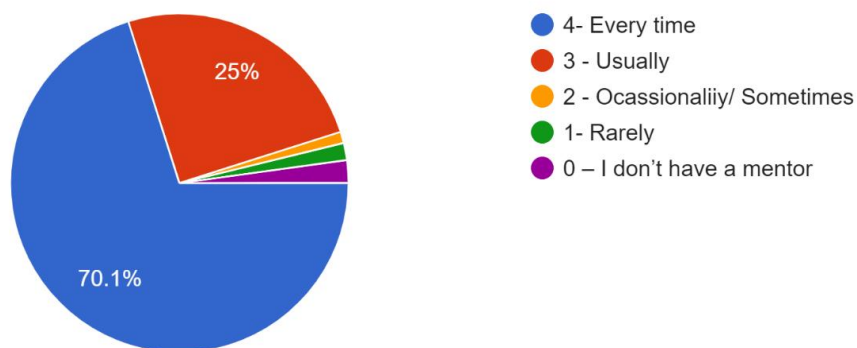
184 responses



Everytime	Usually	Occasionally /Sometimes	Rarely	Never
78.8%	15.8%	15.8%	1.6%	Nil

11. Your mentor does a necessary follow-up with an assigned task to you

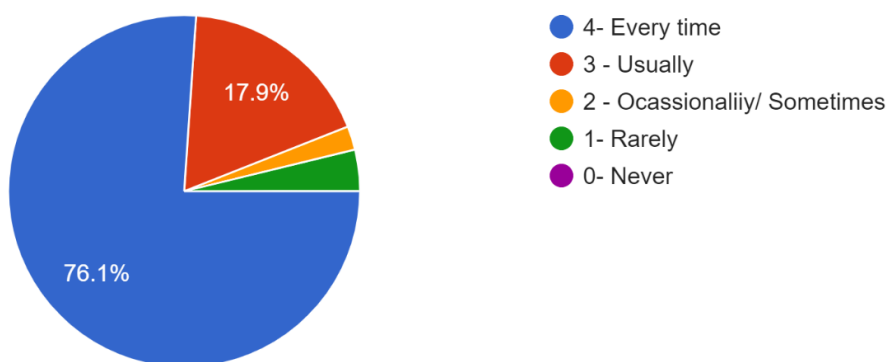
184 responses



Everytime	Usually	Occasionally /Sometimes	Rarely	I don't have a mentor
70.1%	25%	1.1%	1.6%	2.2.%

12. The teachers illustrate the concepts through examples and applications

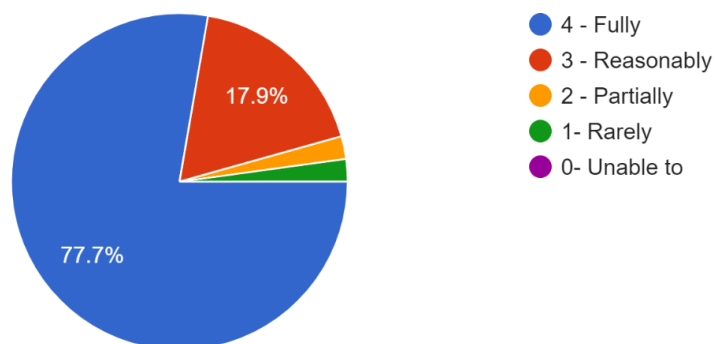
184 responses



Everytime	Usually	Occasionally /Sometimes	Rarely	Never
76.1%	17.9%	2.2%	3.8%	NIL

13. The teachers identify your strengths and encourage you with providing the right level of challenges

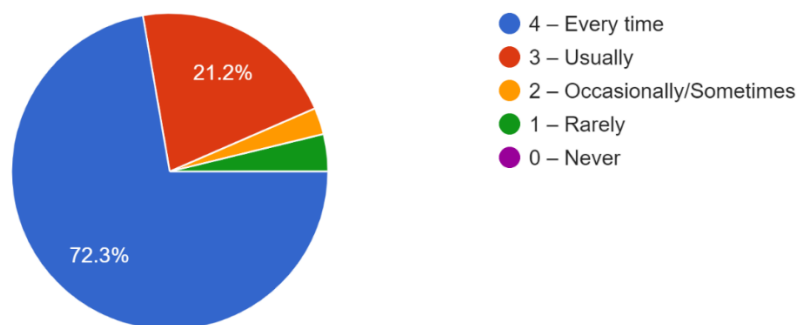
184 responses



Fully	Reasonably	Partially	Rarely	Unable to
77.7%	17.9%	2.2%	2.2%	Nil

14. Teachers are able to identify your weaknesses and help you to overcome them.

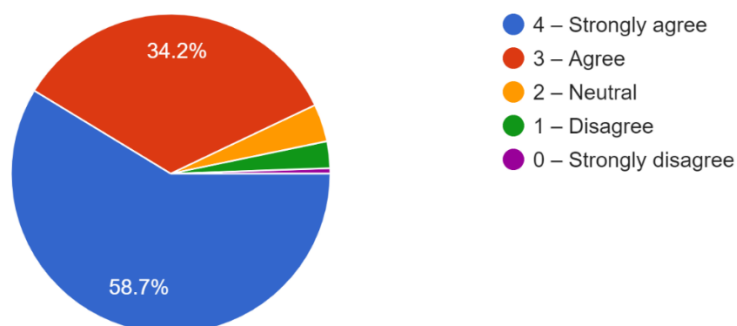
184 responses



Everytime	Usually	Occasionally /Sometimes	Rarely	Never
72.3%	21.2%	2.7%	3.8%	Nil

15. The institution makes effort to engage students in the monitoring, review and continuous quality improvement of the teaching-learning process.

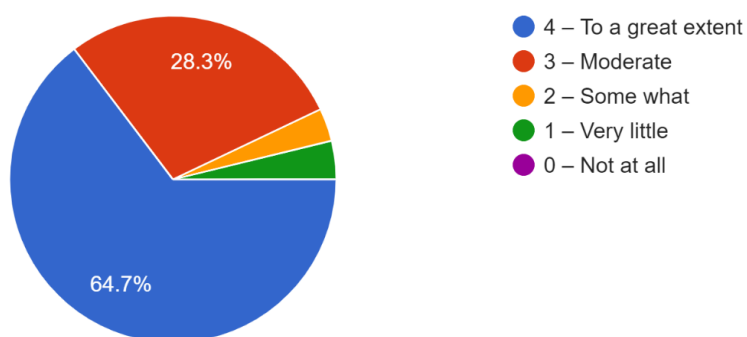
184 responses



Strongly Agree	Agree	Neutral	Disagree	Strongly Disagree
58.7%	34.2%	3.8%	2.7%	0.5%

16. The institute/ teachers use student-centric methods, such as experiential learning, participative learning and problem-solving for enhancing learning experiences.

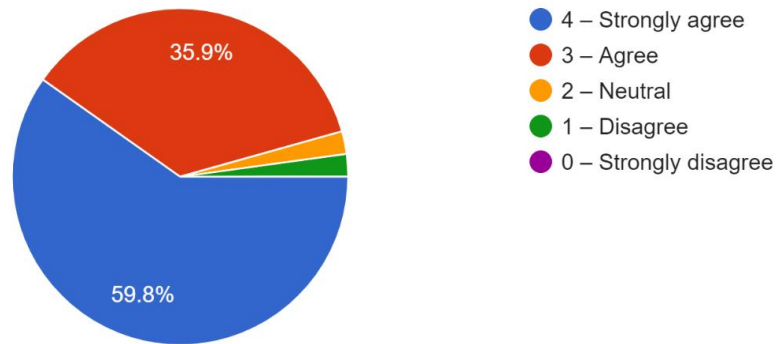
184 responses



To a great extent	Moderate	Some what	Very Little	Not at all
64.7%	28.3%	3.3%	3.8%	Nil

17. Teachers encourage you to participate in extracurricular activities

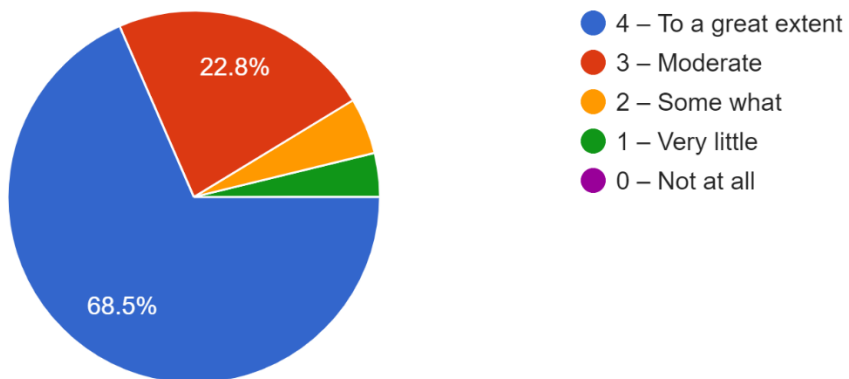
184 responses



Strongly Agree	Agree	Neutral	Disagree	Strongly Disagree
59.8%	35.9%	2.2%	2.2%	Nil

18. Efforts are made by the institute/ teachers to inculcate soft skills, life skills, and employability skills to make you ready for the world of work.

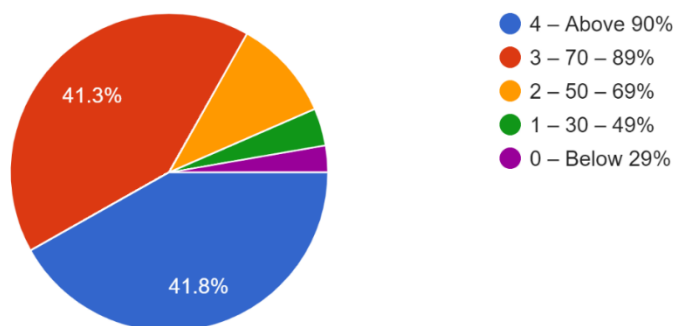
184 responses



To a great extent	Moderate	Some what	Very Little	Not at all
68.5%	22.8%	4.9%	3.8%	Nil

19. What percentage of teachers use ICT tools such as LCD projector, Multimedia, etc. while teaching.

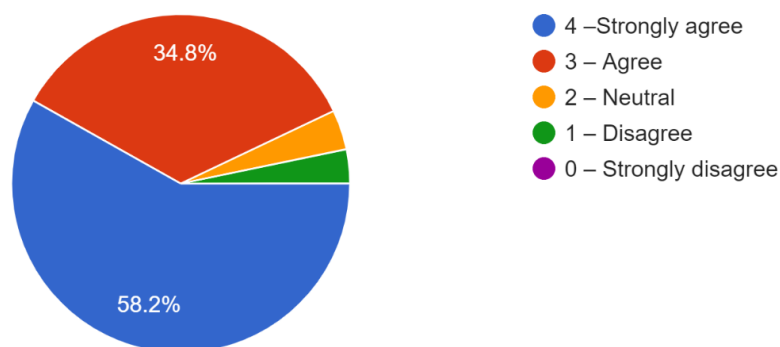
184 responses



Above 90%	70-89%	50-69%	30-49%	Below 29%
41.8%	89%	10.3%	3.8%	2.7%

20. The overall quality of the teaching-learning process in your institute is very good.

184 responses



Strongly Agree	Agree	Neutral	Disagree	Strongly Disagree
58.2%	34.8%	3.8%	3.3%	Nil

21. Give three observation / suggestions to improve the overall teaching – learning experience in your institution.

- Requirement of separate WhatsApp Group for every subject for easy reference.
- Elective Courses should be provided.
- Activity based learning to be implemented.
- Competitions and informative seminars to be organized.
- Promotion of skill-based learning and opportunity for development of Entrepreneurship skill needed.
- Teaching learning to be more interactive.
